

Starling 2 Series Dimensions Table

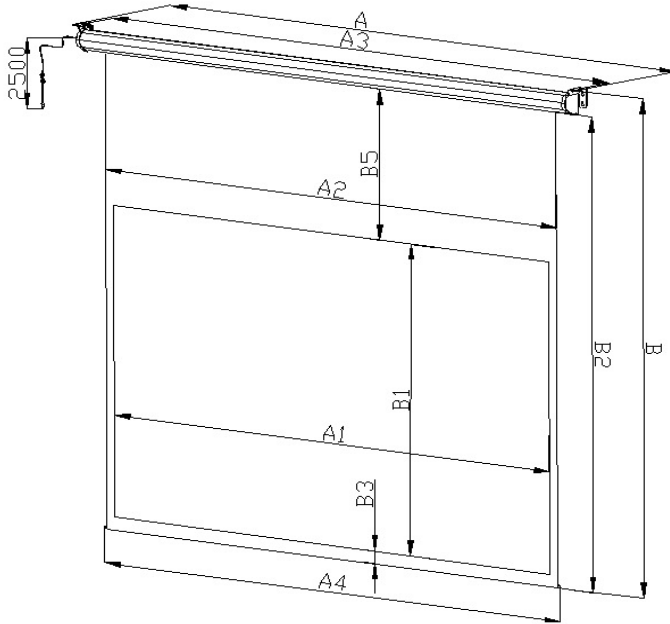
Unit:mm																
Model Number	Nominal Diagonal	Overall Length (A)	View Width (A1)	Screen Width (A2)	Installation Hole Distance (A3)	Weight Bar (A4)	Overall Height (B)	View Height (B1)	Screen Height (B2)	Bottom Border (B3)	B4	Top Black Border (B5)	C1	C2	L/R Border	Power Cord Length
ST100UWH2-E24	100"	2535	2215	2295	2495	2305	2007	1245	1900	50	107	605	c8	88	40	2500
ST100XWH2-E24	100"	2535	2215	2295	2495	2305	2007	1245	1900	50	107	605	c8	88	40	2500
ST120UWH2-E14	120"	2975	2655	2735	2935	2745	2002	1495	1895	50	107	350	c8	88	40	2500
ST120XWH2-E14	120"	2975	2655	2735	2935	2745	2002	1495	1895	50	107	350	c8	88	40	2500
ST135UWH2-E6	135"	3310	2990	3090	3270	3100	2005	1680	1880	50	125	150	c10	101	50	2500
ST135XWH2-E6	135"	3310	2990	3090	3270	3100	2005	1680	1880	50	125	150	c10	101	50	2500

Unit:inch																
Model Number	Nominal Diagonal	Case Length (A)	View Width (A1)	Screen Width (A2)	Installation Hole Distance (A3)	Weight Bar (A4)	Overall Height (B)	View Height (B1)	Screen Height (B2)	Bottom Border (B3)	B4	Top Black Border (B5)	C1	C2	L/R Border	Power Cord Length
ST100UWH2-E24	100"	99.8	87.2	90.4	98.2	90.7	79.0	49.0	74.8	2.0	4.2	23.8	0.3	3.5	1.6	98.4
ST100XWH2-E24	100"	99.8	87.2	90.4	98.2	90.7	79.0	49.0	74.8	2.0	4.2	23.8	0.3	3.5	1.6	98.4
ST120UWH2-E14	120"	117.1	104.5	107.7	115.6	108.1	78.8	58.9	74.6	2.0	4.2	13.8	0.3	3.5	1.6	98.4
ST120XWH2-E14	120"	117.1	104.5	107.7	115.6	108.1	78.8	58.9	74.6	2.0	4.2	13.8	0.3	3.5	1.6	98.4
ST135UWH2-E6	135"	130.3	117.7	121.7	128.7	122.0	78.9	66.1	74.0	2.0	4.9	5.9	0.4	4.0	2.0	98.4
ST135XWH2-E6	135"	130.3	117.7	121.7	128.7	122.0	78.9	66.1	74.0	2.0	4.9	5.9	0.4	4.0	2.0	98.4

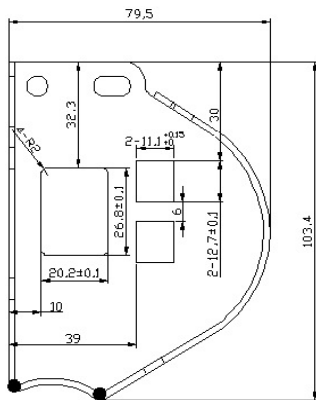
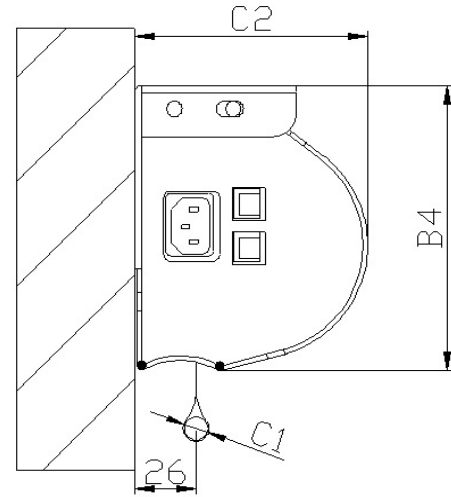
The listed measurements are for general reference only. Please contact Elite Screens to verify product design and dimensions before attempting to integrate its products with any structural or furniture modification.

Although a manufacturer may offer product advice, it may be taken or disregarded at the integrator's discretion. Elite Screens will not be held responsible or be otherwise liable for faulty installations.

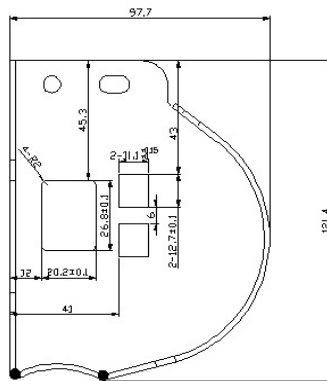
Note: Error ± 1"



Unit of Measurement: mm



Unit: mm
For Sizes 100" - 120"



Unit: mm
For Sizes 135"

