

- Premium Grade Front Projection Screen
- Electric/Motorized Wall/Ceiling Screens



Features and Benefits

• Total Control Options

- » Standard Infrared (IR) and Optional ZR800D IR Universal Learning Remote System.
- » Standard Radio Frequency (RF) Remote Operates screen from 100 feet away
- » Low Voltage 3-way wall switch for in-line control and extended IR "eye" sensor for in-ceiling IR operation
- » Built-in 5-12 Volt Trigger synchronizes screen drop/rise with projector's power cycle
- » Optional Wireless 5-12V Projector Trigger

• Premium Grade Material

- » MaxWhite™ Fiber Glass backed material provides uniform flatness on the projection surface. The most Popular screen type for today's projector.
- » 160° Wide Viewing Angle with 1.1 Gain is ideal for Home Cinema and Commercial applications
- » AcousticPro™ - Acoustically transparent 1.0 Gain material option is available

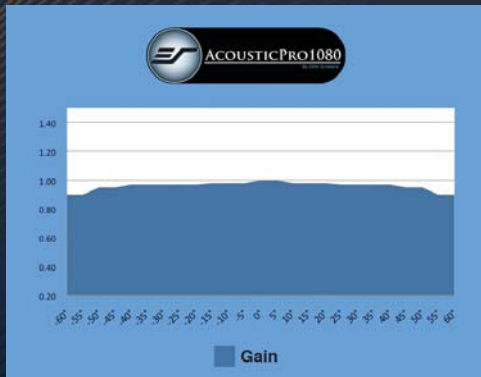
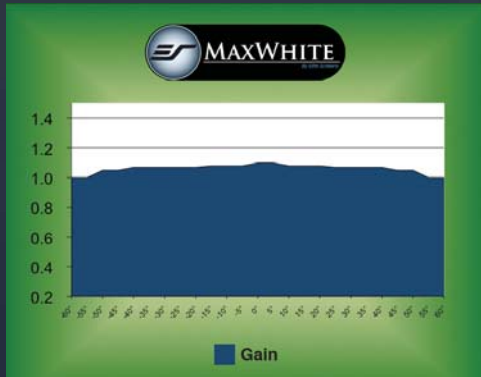
• Easy Installation

- » Floating installation brackets provide easy alignment with wood studs to accommodate a wall or ceiling installation
- » Aluminum Housing with Enamel Coating is moisture resistant.
- » Tubular motor provides superior timing and capacity on up to 350" seamless (16:9) custom screen material
- » Adjustable vertical limit switch regulates screen drop/rise settings
- » Optional In-Ceiling Trim Kit available for all sizes
- » Shipped ready to plug & play with installation kit containing brackets, screws and bubble level included.

• 2 Year Manufacturer's Warranty



A Built-In Infrared and Radio Frequency Receiver streamlines your wall/ceiling installation. Internal-In Low Voltage Controller (LVC) with RJ45 port connects the 5-12 volt trigger to synchronize the drop/rise cycle of your screen with the projector's power cycle. Extend this port using CAT-5 cable to anywhere in the room. An in-line wall switch is included for additional control.



AcousticPro Home2 Series: Electric AcousticPro Screen w/IR/RF/Wall Box/12V Trigger

Model	Nominal Diagonal	View Height (in)	View Width (in)	View Height (cm)	View Width (cm)	Ship via UPS or FedEx	Net Weight (lbs)	Net Weight (kg)	Gain	Screen Material	Top/Bottom Side Black Masking (in.)	Top/Bottom Side Black Masking (cm.)
Home90IWH2-A1080	90" (16:9)	44.1	78.4	112.0	199.1	Yes	25.4	11.5	1.0	AcousticPro1080	4"/1.5"/1.5"	10.2/3.8/3.8
Home100IWH2-A1080	100" (16:9)	49.1	87.2	124.7	221.5	Yes	30.1	13.6	1.0	AcousticPro1080	4"/1.5"/2"	10.2/3.8/5.1
Home120IWH2-A1080	120" (16:9)	58.9	104.6	149.6	265.7	Yes	35.5	16.1	1.0	AcousticPro1080	4"/1.5"/2"	10.2/3.8/5.1
Home135HW2-A1080	135" (16:9)	66.2	117.7	168.1	299.0	No	41.9	19.0	1.0	AcousticPro1080	4"(10.2cm)	2"(5.1cm)
Home150HW2-A1080	150" (16:9)	73.6	130.7	186.9	332.0	No	45.2	20.5	1.0	AcousticPro1080	4"(10.2cm)	2"(5.1cm)



Optional Elite ZR800D Universal Learning Remote Control allows one control regulation over your entertainment system managing up to 8 devices simultaneously. Each unit has a simplified programming option with learning function to accompany 800 pre-programmed TV/DVD/VCR codes.

- Premium Grade Front Projection Screen
- Electric/Motorized Wall/Ceiling Screens

Home2 Series: Electric/Motorized Screens

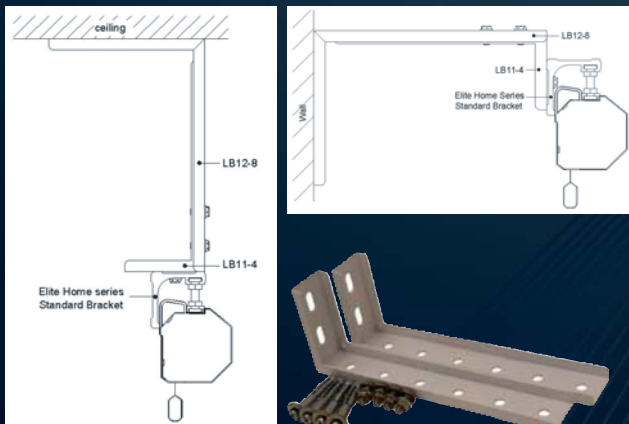
Model	Nominal Diagonal	View Height (in)	View Width (in)	View Height (cm)	View Width (cm)	Ship via UPS or FedEx	Net Weight (lbs)	Net Weight (kg)	Gain	Screen Material	Top/Bottom Side Black Masking (in.)	Top/Bottom Side Black Masking (cm.)
Home80IWS2	81" (1:1)	57.0	57.0	144.8	144.8	Yes	20.3	9.2	1.1	MaxWhite-Fiberglass	2"/1.5"/1.5"	5.1/3.8/3.8
Home100IWS2	101" (1:1)	71.0	71.0	180.3	180.3	Yes	24.1	10.9	1.1	MaxWhite-Fiberglass	2"/1.5"/2"	5.1/3.8/5.1
Home120IWS2	121" (1:1)	85.0	85.0	215.9	215.9	Yes	29.4	13.3	1.1	MaxWhite-Fiberglass	2"/1.5"/2"	5.1/3.8/5.1
Home135IWS2	135" (1:1)	95.5	95.5	242.6	242.6	No	37.7	17.1	1.1	MaxWhite-Fiberglass	2"/1.5"/2"	5.1/3.8/5.1
Home150IWS2	150" (1:1)	106.0	106.0	269.2	269.2	No	38.8	17.6	1.1	MaxWhite-Fiberglass	3"/1.5"/2"	3"/1.5"/2"
Home165IWS2	165" (1:1)	117.0	117.0	297.2	297.2	No	55.3	25.1	1.1	MaxWhite-Fiberglass	Please visit www.elitescreens.com	
Home200IWS2	200" (1:1)	141.0	141.0	358.1	358.1	No	62.4	28.3	1.1	MaxWhite-Fiberglass	Please visit www.elitescreens.com	
Home75IWW2	75" (4:3)	45.0	60.0	114.3	152.4	Yes	22.4	10.2	1.1	MaxWhite-Fiberglass	2"/1.5"/1.5"	5.1/3.8/3.8
Home90IWW2	90" (4:3)	54.0	72.0	137.2	182.9	Yes	23.8	10.8	1.1	MaxWhite-Fiberglass	2"/1.5"/1.5"	5.1/3.8/3.8
Home100IWW2	100" (4:3)	60.0	80.0	152.4	203.2	Yes	26.0	11.8	1.1	MaxWhite-Fiberglass	2"/1.5"/2"	5.1/3.8/5.1
Home120IWW2	120" (4:3)	72.0	96.0	182.9	243.8	No	31.8	14.4	1.1	MaxWhite-Fiberglass	2"/1.5"/2"	5.1/3.8/5.1
Home135IWW2	135" (4:3)	81.0	108.0	205.7	274.3	No	35.2	16.0	1.1	MaxWhite-Fiberglass	3"/1.5"/2"	7.6/3.8/5.1
Home150IWW2	150" (4:3)	90.0	120.0	228.6	304.8	No	41.6	18.9	1.1	MaxWhite-Fiberglass	3"/2"/2"	7.6/5.1/5.1
Home180IWW2	180" (4:3)	108.0	144.0	274.3	365.8	No	64.2	29.1	1.1	MaxWhite-Fiberglass	Please visit www.elitescreens.com	
Home75IWH2	75" (16:9)	36.8	65.4	93.5	166.1	Yes	22.4	10.2	1.1	MaxWhite-Fiberglass	4"/1.5"/1.5"	10.2/3.8/3.8
Home75IWH2-E30	75" (16:9)	36.8	65.4	93.5	166.1	Yes	23.6	10.7	1.1	MaxWhite-Fiberglass	30"/1.5"/1.5"	76/3.8/3.8
Home90IWH2	90" (16:9)	44.1	78.4	112.0	199.1	Yes	27.9	12.6	1.1	MaxWhite-Fiberglass	4"/1.5"/1.5"	10.2/3.8/3.8
Home90IWH2-E30	90" (16:9)	44.1	78.4	112.0	199.1	Yes	28.6	13.0	1.1	MaxWhite-Fiberglass	30"/1.5"/1.5"	76/3.8/3.8
Home100IWH2	100" (16:9)	49.1	87.2	124.7	221.5	Yes	27.9	12.7	1.1	MaxWhite-Fiberglass	4"/1.5"/2"	10.2/3.8/5.1
Home100IWH2-E24	100" (16:9)	49.1	87.2	124.7	221.5	Yes	31.6	14.3	1.1	MaxWhite-Fiberglass	24"/1.5"/1.5"	61/3.8/3.8
Home120IWH2	120" (16:9)	58.9	104.6	149.6	265.7	No	35.6	16.2	1.1	MaxWhite-Fiberglass	4"/1.5"/2"	10.2/3.8/5.1
Home120IWH2-E24	120" (16:9)	58.9	104.6	149.6	265.7	No	35.6	16.2	1.1	MaxWhite-Fiberglass	24"/1.5"/2"	61/3.8/5.1
Home135IWH2	135" (16:9)	66.2	117.7	168.1	299.0	No	41.9	19.0	1.1	MaxWhite-Fiberglass	4"/1.5"/2"	10.2/3.8/5.1
Home135IWH2-E24	135" (16:9)	66.2	117.7	168.1	299.0	No	41.9	19.0	1.1	MaxWhite-Fiberglass	24"/1.5"/2"	61/3.8/5.1
Home150IWH2	150" (16:9)	73.6	130.7	186.9	332.0	No	45.2	20.5	1.1	MaxWhite-Fiberglass	4"/1.5"/2"	10.2/3.8/5.1
Home150IWH2-E24	150" (16:9)	73.6	130.7	186.9	332.0	No	45.2	20.5	1.1	MaxWhite-Fiberglass	24"/1.5"/2"	61/3.8/5.1
Home180IWH2	150" (16:9)	88.3	156.9	224.3	398.5	No	66.1	30.0	1.1	MaxWhite-Fiberglass	Please visit www.elitescreens.com	
Home180IWH2-E24	150" (16:9)	88.3	156.9	224.3	398.5	No	66.1	30.0	1.1	MaxWhite-Fiberglass	Please visit www.elitescreens.com	



Home2 Series screens come with side/bottom masking and adjustable 2"-6" top masking borders with 24"-30" extended drop models available.

*The screen's vertical drop/rise limits are adjustable for optimal visibility. Please contact our Tech Support for more information about this feature.

Sliding Brackets provide easy alignment with wood studs for easy wall/ceiling installations. Optional 11" x 4" and 12" x 8" Extended Brackets can allow more flexibility when spacing the screen out from the wall.



Optional In-Ceiling Trim Kit for Home2, CineTension2, Spectrum, VMAX2 and Osprey Dual